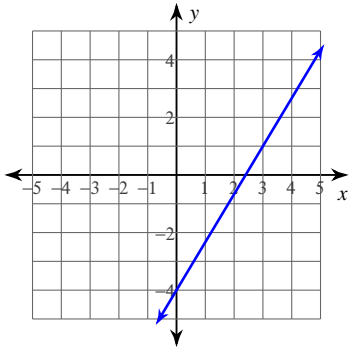


Intervention #1

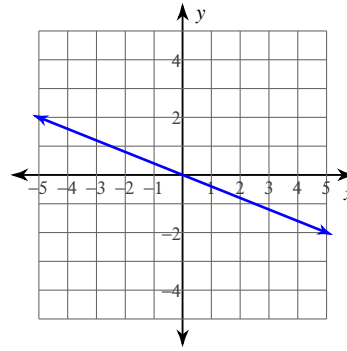
© 2012 Kuta Software LLC. All rights reserved.

Identify the slope positive, negative, zero, or undefined

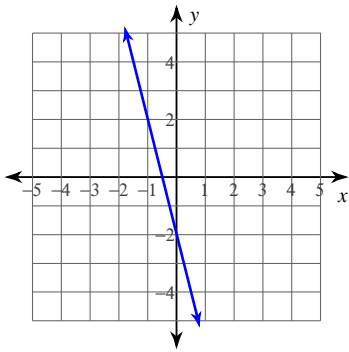
1)



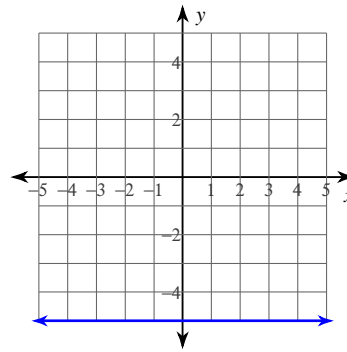
2)



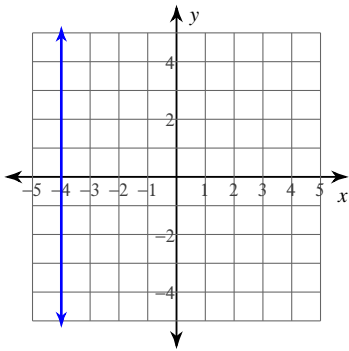
3)



4)

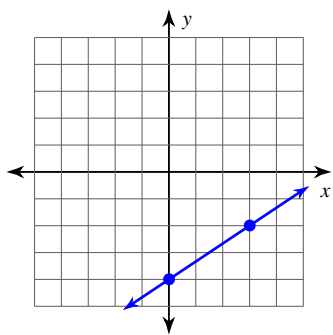


5)

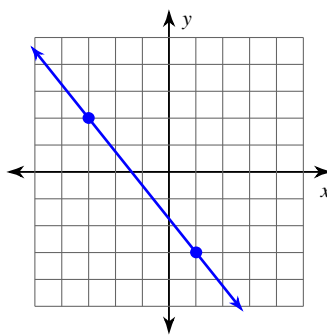


Find the slope of each line.

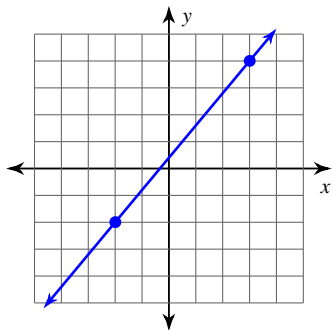
6)



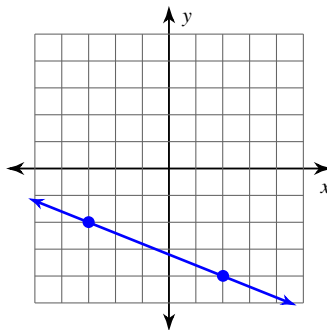
7)



8)



9)



Find the slope of the line through each pair of points.

10) $(-5, 18), (-11, 15)$

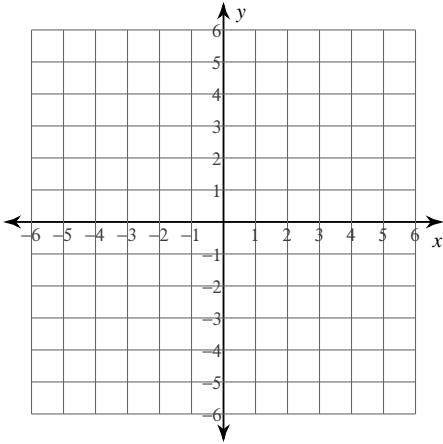
11) $(-9, -3), (-9, 12)$

12) $(20, -14), (2, 12)$

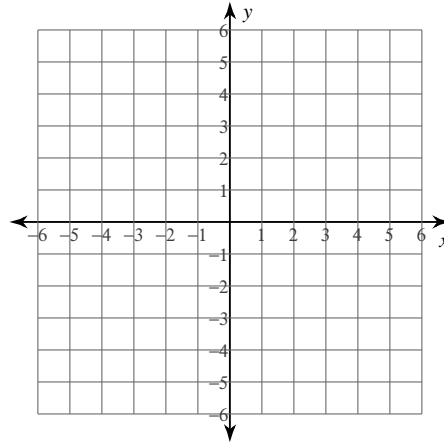
13) $(8, -11), (-2, -11)$

Sketch the graph of each line.

14) $y = -\frac{1}{5}x - 5$



15) $y = \frac{2}{5}x - 5$

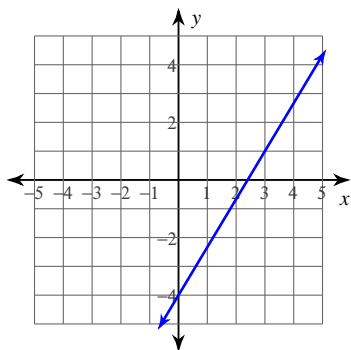


Intervention #1

© 2012 Kuta Software LLC. All rights reserved.

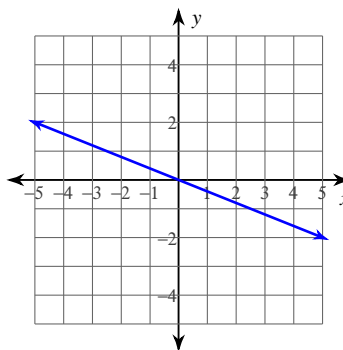
Identify the slope positive, negative, zero, or undefined

1)



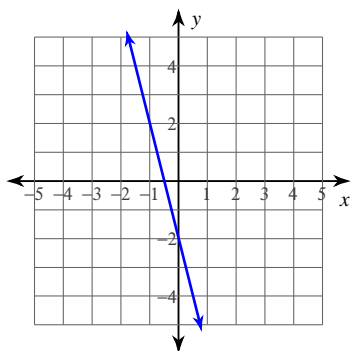
$$y = \frac{5}{3}x - 4$$

2)



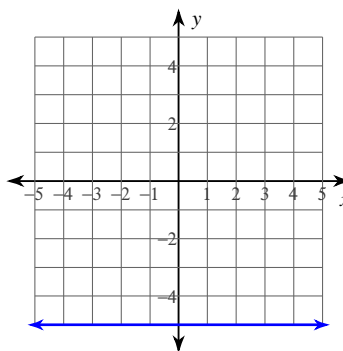
$$y = -\frac{2}{5}x$$

3)



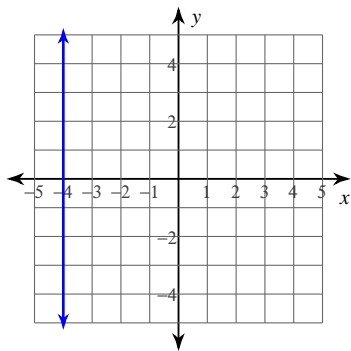
$$y = -4x - 2$$

4)



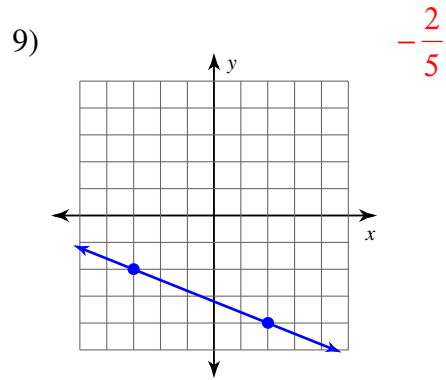
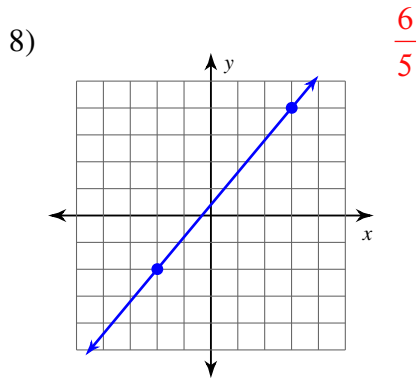
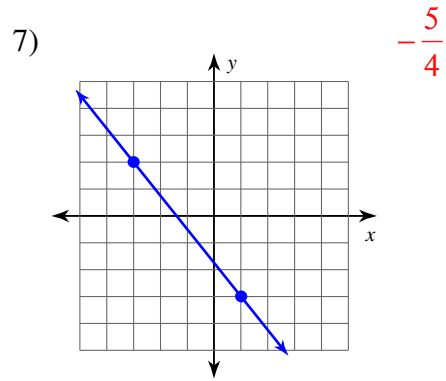
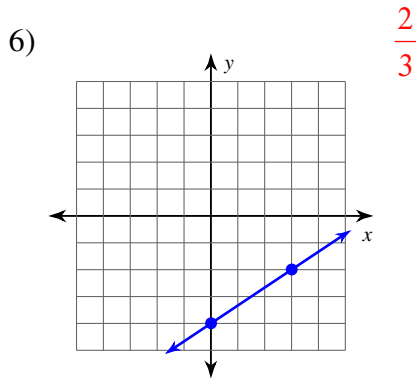
$$y = -5$$

5)



$$x = -4$$

Find the slope of each line.



Find the slope of the line through each pair of points.

10) $(-5, 18), (-11, 15)$ $\frac{1}{2}$

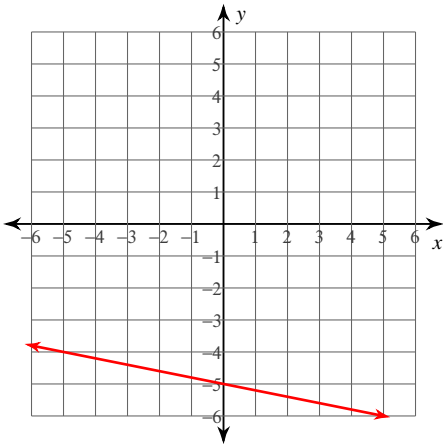
11) $(-9, -3), (-9, 12)$
Undefined

12) $(20, -14), (2, 12)$ $-\frac{13}{9}$

13) $(8, -11), (-2, -11)$
0

Sketch the graph of each line.

14) $y = -\frac{1}{5}x - 5$



15) $y = \frac{2}{5}x - 5$

